

## View History Report

### Audit Trail

Show detailed result

Institution Info **Ready To Send** by Donovan Kim

<b>1. Report Year</b>	2022
<b>2. Institution Code</b>	5000121
<b>3. Institution Name (auto-populated)</b>	North Adrian's College of Beauty
<b>4. Street Address (Physical Location)</b>	124 Floyd Ave
<b>5. City</b>	Modesto
<b>6. State</b>	CA
<b>7. Zip Code</b>	95350
<b>8. Select the type of business organization for this institution</b>	For profit corporation
<b>9. Number of Branch Locations</b>	1
<b>10. Number of Satellite Locations</b>	0
<b>Upload completed Excel or CSV here</b>	BPPE 2022 (data) Annual Report Graduation Identification Data.xlsx
<b>11a. Is this institution current with all assessments to the Student Tuition Recovery Fund?</b>	Yes
<b>11b. Is this institution current on Annual Fees?</b>	Yes
<b>12. Is your institution accredited by an accrediting agency/agencies recognized by the United States Department of Education?</b>	Yes
<b>12a. Accrediting Agency (more than one agency may be selected)</b>	National Accrediting Commission of Career Arts and Sciences, Inc.
<b>14. Has any accreditation agency taken any final disciplinary action against this institution in the reporting year? Indicate "yes" if the institution has</b>	No

had final disciplinary action taken against it by an accreditation agency; Indicate "no" if no final action has been taken against the institution by an accreditation agency. If Yes, please upload a copy of the action at #14a.

15. Does your institution participate in federal financial aid programs under Title IV of the Federal Higher Education Act? (This includes federal loans and grants)

Yes

15a. What is the total amount of Title IV funds received by your institution in this Reporting Year?

\$1,526,429.00

16. Does your institution participate in veterans' financial aid education programs?

Yes

16a. What is the total amount of veterans' financial aid funds received by your institution in this Reporting Year?

\$0.00

17. Does your institution participate in the Cal Grant program?

No

18. Is your institution on California's Eligible Training Provider List (ETPL)?

No

19. Is your institution receiving funds from the Work Innovation and Opportunity Act (WIOA) Program?

No

20. Does your Institution participate in, or offer, any other state or federal government financial aid programs? (i.e.,

Yes

vocational rehab...)

**20a. You indicated "Yes"**

**for #20, please provide  
the name of the financial  
aid program below.**

Department of Rehab

**20b. What is the total  
amount of any other state  
or federal funds received  
by your institution in the  
reporting year?**

\$0.00

**21. Provide the  
percentage of  
institutional income  
during this Reporting Year  
derived from public  
funding.**

0

**22. Does your Institution  
participate in, or offer any  
non-government financial  
aid programs? (i.e.,  
private grants/loans,  
institutional grants/loans)**

Yes

**22a. You indicated "Yes"  
for #22, please provide  
the name of the financial  
aid programs below.**

Sallie Mae Career Training Loans,

**23. The percentage of  
institutional income in the  
reporting year derived  
from any non-government  
financial aid.**

25.56

**24. Enter the most recent  
three-year cohort default  
rate reported by the U.S.  
Department of Education  
for this institution, if  
applicable.**

0

**25. Provide the  
percentage of the  
students who attended  
this institution during this  
Reporting Year who  
received federal student  
loans to help pay their  
cost of education at the  
school.**

50

**26. Provide the average  
amount of federal student**

\$8,483.00

loan debt of graduates who took out federal student loans at this institution.

27. Total number of students enrolled at this institution in the reporting year. Indicate the number of students attending and/or enrolled in all programs at your institution (minus the number of students in the reporting year who cancelled during the cancellation period) January 1st through December 31st .

226

28. Number of Doctorate Degree Programs Offered? Indicate the number of Doctorate degree Programs the institution offered for the reporting year. (Number of Programs not Students)

0

29. Number of Students enrolled in Doctorate programs at this institution? Indicate the number of students enrolled and/or active in all Doctorate programs at your institution in the reporting year as of January 1st through December 31st, minus the number of students who cancelled during the cancellation period.

0

30. Number of Master Degree Programs Offered? Indicate the number of Master degree Programs the institution offered for the reporting year. (Number of Programs not Students)

0

**31. Number of Students enrolled in Master programs at this institution? Indicate the number of students enrolled and/or active in all Master programs at your institution in the reporting year as of January 1st through December 31st, minus the number of students who cancelled during the cancellation period.**

0

**32. Number of Bachelor Degree Programs Offered? Indicate the number of Bachelor degree Programs the institution offered for the reporting year. (Number of Programs not Students)**

0

**33. Number of Students enrolled in Bachelor programs at this institution? Indicate the number of students enrolled and/or active in all Bachelor programs at your institution in the reporting year as of January 1st through December 31st, minus the number of students who cancelled during the cancellation period.**

0

**34. Number of Associate Degree Programs Offered? Indicate the number of Associate degree Programs offered for the reporting year. (Number of Programs not Students)**

0

**35. Number of Students enrolled in Associate programs at this institution? Indicate the number of students enrolled and/or active in**

0

all Associate programs at your institution in the reporting year as of January 1st through December 31st, minus the number of students who cancelled during the cancellation period.

36. Number of Diploma or Certificate Programs Offered? Indicate the number of Diploma or Certificate Programs offered for the reporting year. (Number of Programs not Students)

6

37. Number of Students enrolled in diploma or certificate programs at this institution? Indicate the number of students enrolled and/or active in all diploma/certificate programs at your institution in the reporting year as of January 1st through December 31st, minus the number of students who cancelled during the cancellation period.

226

Total Program Count  
Institution's Website

6  
www.adrians.edu

38. Upload School Performance Fact Sheet

2022 School Performance Fact Sheets All Programs.pdf

39. Upload Catalog

School Consumer Guide 07-27-2023.pdf

40. Upload Enrollment Agreement

Enrollment Agreements.pdf

42. Upload Financial Statements

NACOB Audited Financial Statements ending Feb 2023.pdf

\*\*\* NOTES \*\*\*

0

Pending Batch Submit **Analyst Review** by Unassigned Status

**Analyst** unassigned@simpligov.com

Analyst Review **Action Required** by Jennifer Jones

**Status** Need Additional Information

**Staff Comments:** Returned per your request.

**Analyst** jennifer.jones@dca.ca.gov

38. Upload School Performance Fact Sheet

2022 School Performance Fact Sheets All Programs.pdf

Completed Stages:

- Institution Info:

11/29/2023 05:55:55 PM - Donovan Kim
- Pending Batch Submit:

11/29/2023 06:31:57 PM - Unassigned Status
- Analyst Review:

11/30/2023 07:08:58 AM - Jennifer Jones
- Additional Info:

11/30/2023 09:31:36 AM - Donovan Kim

Uploaded Files

Name	Uploaded by	Version	Source
School Consumer Guide 07-27-2023.pdf	Donovan Kim	1	39. Upload Catalog
Enrollment Agreements.pdf	Donovan Kim	1	40. Upload Enrollment Agreement
BPPE 2022 (data) Annual Report Graduation Identification Data.xlsx	Donovan Kim	2	Upload completed Excel or CSV here
NACOB Audited Financial Statements ending Feb 2023.pdf	Donovan Kim	1	42. Upload Financial Statements
2022 School Performance Fact Sheets All Programs.pdf	Donovan Kim	2	38. Upload School Performance Fact Sheet

0 Comments 0 Emails

Comments

Comments(0)

To link emails to this workflow - send or CC them to this workflow using the following workflow specific address: [wf-dd90a7ab630a4fdebbcba3e4d0c1285d.preprod@simpligov.com](mailto:wf-dd90a7ab630a4fdebbcba3e4d0c1285d.preprod@simpligov.com) . All emails sent into the workflow will display in the list below.

## View History Report

### Audit Trail

Show detailed result

Institution Info **Ready To Send** by Donovan Kim


1. Report Year	2022
2. Institution Code	5000121
3. School Code	99542506
4. Institution Name (auto-populated)	North Adrian's College of Beauty
5. Total number of students at this branch location?	49
6. Name of Programs offered at this branch location?	Cosmetology, Barbering, Esthetics, Manicuring, Barber Crossover, Teacher Training
7. Street Address (physical location)	3000 W Grantline Road
8. City	Tracy
9. State	CA
10. Zip Code	95304

Pending Batch Submit **Analyst Review** by Unassigned Status

**Analyst** unassigned@simpligov.com

---

### Completed Stages:

**Institution Info:**  11/29/2023 06:30:40 PM - Donovan Kim

**Pending Batch Submit:**  11/29/2023 06:31:57 PM - Unassigned Status

---

[0 Comments](#) [0 Emails](#)

### Comments

Comments(0)

---

To link emails to this workflow - send or CC them to this workflow using the following workflow specific address: [wf-d667ddf7ec45a2a283818671b35b27.preprod@simpligov.com](mailto:wf-d667ddf7ec45a2a283818671b35b27.preprod@simpligov.com) . All emails sent into the workflow will display in the list below.



## View History Report

### Audit Trail

Show detailed result

Institution Info **Ready To Send** by Donovan Kim

<b>1. Report Year</b>	2022
<b>2. Institution Code</b>	5000121
<b>3. Institution Name (auto-populated)</b>	North Adrian's College of Beauty
<b>4. Name of Program</b>	Barber Crossover
<b>5. Program Level? Indicate the academic level of the program you are entering, (e.g., Doctorate, Masters, Bachelor, Associate, Diploma/Certificate, Other). If you indicate 'Other', please enter the Program Level in #5a.</b>	Diploma/Certificate
<b>6. Select the Classification of Instructional Programs (CIP) Code that applies to this educational program. Select from the dropdown list the code that most accurately corresponds to the educational program. (Optional)</b>	12.0402 - Barbering/Barber.
<b>8. Number of Degrees, Diplomas or Certificates Awarded</b>	3
<b>9. Total Charges for this Program</b>	\$2,852.50
<b>10. The percentage of enrolled students in the reporting year receiving federal student loans to pay for this program</b>	0
<b>11. The percentage of graduates in the reporting year who took out federal student loans to pay for this program</b>	0
<b>12. Number of Students Who Began the Program</b>	3
<b>13. Number of Students Available for Graduation</b>	3

<b>14. Number of On-time Graduates</b>	2
<b>15. Completion Rate</b>	66.66667
<b>16. 150% Graduates?</b>	3
<b>17. 150% Completion Rate</b>	100
<b>18. Is the above data taken from the Integrated Postsecondary Education Data System (IPEDS) of the United States Department of Education?</b>	No
<b>19. Graduates Available for Employment</b>	3
<b>20. Graduates Employed in the Field</b>	3
<b>21. Placement Rate</b>	100
<b>22a. 20 to 29 hours per week</b>	2
<b>22b. at least 30 hours per week</b>	1
<b>23a. In a single position in the field of study</b>	0
<b>23b. In concurrent aggregated positions in the field of study (2 or more positions at the same time)</b>	0
<b>23c. Freelance/self-employed</b>	3
<b>23d. By the institution or an employer owned by the institution, or an employer who shares ownership with the institution</b>	0
<b>24. Does this "Program" lead to a certificate or degree related to one or more of the following allied health professionals that requires clinical training?</b>	No
<b>26. Does this educational program lead to an occupation that requires State licensing?</b>	Yes
<b>26a. Do graduates have</b>	No

the option or requirement  
for more than one type of  
licensing State exam?

<b>27. Name of the State licensing entity that licenses this field</b>	California Board of Barbering and Cosmetology
<b>28. Name of State Exam</b>	Barber
<b>29. Number of Graduates Taking State Exam</b>	0
<b>30. Number Who Passed the State Exam</b>	0
<b>31. Number Who Failed the State Exam</b>	0
<b>33. Is this data from the State licensing agency that administered the exam?</b>	Yes
<b>33a. Name of Agency</b>	California Board of Barbering and Cosmetology
<b>35. Name of the State licensing entity that licenses this field</b>	California Board of Barbering and Cosmetology
<b>36. Name of State Exam</b>	Barber
<b>37. Number of Graduates Taking State Exam</b>	3
<b>38. Number Who Passed the State Exam</b>	3
<b>39. Number Who Failed the State Exam</b>	0
<b>40. Passage Rate</b>	100
<b>41. Is this data from the State licensing agency that administered the State exam?</b>	Yes
<b>41a. Name of Agency</b>	California Board of Barbering and Cosmetology
<b>43. Graduates Available for Employment</b>	3
<b>44. Graduates Employed in the Field</b>	3
<b>\$0 - \$5,000</b>	0
<b>\$5,001 - \$10,000</b>	0
<b>\$10,001 - \$15,000</b>	2
<b>\$15,001 - \$20,000</b>	0
<b>\$20,001 - \$25,000</b>	0
<b>\$25,001 - \$30,000</b>	1
<b>\$30,001 - \$35,000</b>	0

\$35,001 - \$40,000	0
\$40,001 - \$45,000	0
\$45,001 - \$50,000	0
\$50,001 - \$55,000	0
\$55,001 - \$60,000	0
\$60,001 - \$65,000	0
\$65,001 - \$70,000	0
\$70,001 - \$75,000	0
\$75,001 - \$80,000	0
\$80,001 - \$85,000	0
\$85,001 - \$90,000	0
\$90,001 - \$95,000	0
\$95,001 - \$100,000	0
Over \$100,000	0

Pending Batch Submit **Analyst Review** by Unassigned Status

**Analyst** unassigned@simpligov.com

Completed Stages:

**Institution Info:** ✓ 11/29/2023 06:24:38 PM - Donovan Kim

**Pending Batch Submit:** ✓ 11/29/2023 06:31:57 PM - Unassigned Status

[0 Comments](#) [0 Emails](#)

## Comments

Comments(0)

To link emails to this workflow - send or CC them to this workflow using the following workflow specific address: [wf-2b03fbca7ceb430b87e78c0e8d50f67d.preprod@simpligov.com](mailto:wf-2b03fbca7ceb430b87e78c0e8d50f67d.preprod@simpligov.com) . All emails sent into the workflow will display in the list below.

## View History Report

### Audit Trail

Show detailed result

Institution Info **Ready To Send** by Donovan Kim

<b>1. Report Year</b>	2022
<b>2. Institution Code</b>	5000121
<b>3. Institution Name (auto-populated)</b>	North Adrian's College of Beauty
<b>4. Name of Program</b>	Teacher Training
<b>5. Program Level? Indicate the academic level of the program you are entering, (e.g., Doctorate, Masters, Bachelor, Associate, Diploma/Certificate, Other). If you indicate 'Other', please enter the Program Level in #5a.</b>	Diploma/Certificate
<b>6. Select the Classification of Instructional Programs (CIP) Code that applies to this educational program. Select from the dropdown list the code that most accurately corresponds to the educational program. (Optional)</b>	12.0413 - Cosmetology, Barber/Styling, and Nail Instructor.
<b>8. Number of Degrees, Diplomas or Certificates Awarded</b>	0
<b>9. Total Charges for this Program</b>	\$8,415.00
<b>10. The percentage of enrolled students in the reporting year receiving federal student loans to pay for this program</b>	0
<b>11. The percentage of graduates in the reporting year who took out federal student loans to pay for this program</b>	0
<b>12. Number of Students Who Began the Program</b>	0
<b>13. Number of Students Available for Graduation</b>	0

<b>14. Number of On-time Graduates</b>	0
<b>16. 150% Graduates?</b>	0
<b>18. Is the above data taken from the Integrated Postsecondary Education Data System (IPEDS) of the United States Department of Education?</b>	No
<b>19. Graduates Available for Employment</b>	0
<b>20. Graduates Employed in the Field</b>	0
<b>22a. 20 to 29 hours per week</b>	0
<b>22b. at least 30 hours per week</b>	0
<b>23a. In a single position in the field of study</b>	0
<b>23b. In concurrent aggregated positions in the field of study (2 or more positions at the same time)</b>	0
<b>23c. Freelance/self-employed</b>	0
<b>23d. By the institution or an employer owned by the institution, or an employer who shares ownership with the institution</b>	0
<b>24. Does this "Program" lead to a certificate or degree related to one or more of the following allied health professionals that requires clinical training?</b>	No
<b>26. Does this educational program lead to an occupation that requires State licensing?</b>	No
<b>43. Graduates Available for Employment</b>	0
<b>44. Graduates Employed in the Field</b>	0

\$0 - \$5,000	0
\$5,001 - \$10,000	0
\$10,001 - \$15,000	0
\$15,001 - \$20,000	0
\$20,001 - \$25,000	0
\$25,001 - \$30,000	0
\$30,001 - \$35,000	0
\$35,001 - \$40,000	0
\$40,001 - \$45,000	0
\$45,001 - \$50,000	0
\$50,001 - \$55,000	0
\$55,001 - \$60,000	0
\$60,001 - \$65,000	0
\$65,001 - \$70,000	0
\$70,001 - \$75,000	0
\$75,001 - \$80,000	0
\$80,001 - \$85,000	0
\$85,001 - \$90,000	0
\$90,001 - \$95,000	0
\$95,001 - \$100,000	0
Over \$100,000	0

Pending Batch Submit **Analyst Review** by Unassigned Status

**Analyst** unassigned@simpligov.com

Completed Stages:

**Institution Info:** ✓ 11/29/2023 06:16:11 PM - Donovan Kim

**Pending Batch Submit:** ✓ 11/29/2023 06:31:57 PM - Unassigned Status

[0 Comments](#) [0 Emails](#)

## Comments

Comments(0)

To link emails to this workflow - send or CC them to this workflow using the following workflow specific address: [wf-fee7842e3ba464786be6f764207845b.preprod@simpligov.com](mailto:wf-fee7842e3ba464786be6f764207845b.preprod@simpligov.com) . All emails sent into the workflow will display in the list below.

## View History Report

### Audit Trail

Show detailed result

Institution Info **Ready To Send** by Donovan Kim

<b>1. Report Year</b>	2022
<b>2. Institution Code</b>	5000121
<b>3. Institution Name (auto-populated)</b>	North Adrian's College of Beauty
<b>4. Name of Program</b>	Manicurist
<b>5. Program Level? Indicate the academic level of the program you are entering, (e.g., Doctorate, Masters, Bachelor, Associate, Diploma/Certificate, Other). If you indicate 'Other', please enter the Program Level in #5a.</b>	Diploma/Certificate
<b>6. Select the Classification of Instructional Programs (CIP) Code that applies to this educational program. Select from the dropdown list the code that most accurately corresponds to the educational program. (Optional)</b>	12.0410 - Nail Technician/Specialist and Manicurist.
<b>8. Number of Degrees, Diplomas or Certificates Awarded</b>	24
<b>9. Total Charges for this Program</b>	\$5,911.15
<b>10. The percentage of enrolled students in the reporting year receiving federal student loans to pay for this program</b>	0
<b>11. The percentage of graduates in the reporting year who took out federal student loans to pay for this program</b>	0
<b>12. Number of Students Who Began the Program</b>	24
<b>13. Number of Students Available for Graduation</b>	24



<b>14. Number of On-time Graduates</b>	11
<b>15. Completion Rate</b>	45.83333
<b>16. 150% Graduates?</b>	24
<b>17. 150% Completion Rate</b>	100
<b>18. Is the above data taken from the Integrated Postsecondary Education Data System (IPEDS) of the United States Department of Education?</b>	No
<b>19. Graduates Available for Employment</b>	24
<b>20. Graduates Employed in the Field</b>	17
<b>21. Placement Rate</b>	70.83333
<b>22a. 20 to 29 hours per week</b>	8
<b>22b. at least 30 hours per week</b>	9
<b>23a. In a single position in the field of study</b>	1
<b>23b. In concurrent aggregated positions in the field of study (2 or more positions at the same time)</b>	0
<b>23c. Freelance/self-employed</b>	15
<b>23d. By the institution or an employer owned by the institution, or an employer who shares ownership with the institution</b>	1
<b>24. Does this "Program" lead to a certificate or degree related to one or more of the following allied health professionals that requires clinical training?</b>	No
<b>26. Does this educational program lead to an occupation that requires State licensing?</b>	Yes
<b>26a. Do graduates have</b>	No

the option or requirement  
for more than one type of  
licensing State exam?

<b>27. Name of the State licensing entity that licenses this field</b>	California Board of Barbering and Cosmetology
<b>28. Name of State Exam</b>	Manicurist
<b>29. Number of Graduates Taking State Exam</b>	8
<b>30. Number Who Passed the State Exam</b>	7
<b>31. Number Who Failed the State Exam</b>	1
<b>32. Passage Rate</b>	87.5
<b>33. Is this data from the State licensing agency that administered the exam?</b>	Yes
<b>33a. Name of Agency</b>	California Board of Barbering and Cosmetology
<b>35. Name of the State licensing entity that licenses this field</b>	California Board of Barbering and Cosmetology
<b>36. Name of State Exam</b>	Manicurist
<b>37. Number of Graduates Taking State Exam</b>	18
<b>38. Number Who Passed the State Exam</b>	13
<b>39. Number Who Failed the State Exam</b>	5
<b>40. Passage Rate</b>	72.22222
<b>41. Is this data from the State licensing agency that administered the State exam?</b>	Yes
<b>41a. Name of Agency</b>	California Board of Barbering and Cosmetology
<b>43. Graduates Available for Employment</b>	24
<b>44. Graduates Employed in the Field</b>	17
<b>\$0 - \$5,000</b>	0
<b>\$5,001 - \$10,000</b>	0
<b>\$10,001 - \$15,000</b>	8
<b>\$15,001 - \$20,000</b>	1
<b>\$20,001 - \$25,000</b>	3
<b>\$25,001 - \$30,000</b>	5

\$30,001 - \$35,000	0
\$35,001 - \$40,000	0
\$40,001 - \$45,000	0
\$45,001 - \$50,000	0
\$50,001 - \$55,000	0
\$55,001 - \$60,000	0
\$60,001 - \$65,000	0
\$65,001 - \$70,000	0
\$70,001 - \$75,000	0
\$75,001 - \$80,000	0
\$80,001 - \$85,000	0
\$85,001 - \$90,000	0
\$90,001 - \$95,000	0
\$95,001 - \$100,000	0
Over \$100,000	0

Pending Batch Submit
Analyst Review
by Unassigned Status

Analyst
unassigned@simpligov.com

Completed Stages:

Institution Info:
11/29/2023 06:27:30 PM - Donovan Kim

Pending Batch Submit:
11/29/2023 06:31:57 PM - Unassigned Status

0 Comments 0 Emails

Comments

Comments(0)

To link emails to this workflow - send or CC them to this workflow using the following workflow specific address: [wf-ba676f991f734a8998cdf384c5e9c034.preprod@simpligov.com](mailto:wf-ba676f991f734a8998cdf384c5e9c034.preprod@simpligov.com) . All emails sent into the workflow will display in the list below.

## View History Report

### Audit Trail

Show detailed result

Institution Info **Ready To Send** by Donovan Kim

<b>1. Report Year</b>	2022
<b>2. Institution Code</b>	5000121
<b>3. Institution Name (auto-populated)</b>	North Adrian's College of Beauty
<b>4. Name of Program</b>	Barbering
<b>5. Program Level? Indicate the academic level of the program you are entering, (e.g., Doctorate, Masters, Bachelor, Associate, Diploma/Certificate, Other). If you indicate 'Other', please enter the Program Level in #5a.</b>	Diploma/Certificate
<b>6. Select the Classification of Instructional Programs (CIP) Code that applies to this educational program. Select from the dropdown list the code that most accurately corresponds to the educational program. (Optional)</b>	12.0402 - Barbering/Barber.
<b>8. Number of Degrees, Diplomas or Certificates Awarded</b>	5
<b>9. Total Charges for this Program</b>	\$19,491.87
<b>10. The percentage of enrolled students in the reporting year receiving federal student loans to pay for this program</b>	100
<b>11. The percentage of graduates in the reporting year who took out federal student loans to pay for this program</b>	100
<b>12. Number of Students Who Began the Program</b>	9
<b>13. Number of Students Available for Graduation</b>	9

<b>14. Number of On-time Graduates</b>	0
<b>15. Completion Rate</b>	0
<b>16. 150% Graduates?</b>	5
<b>17. 150% Completion Rate</b>	55.55556
<b>18. Is the above data taken from the Integrated Postsecondary Education Data System (IPEDS) of the United States Department of Education?</b>	No
<b>19. Graduates Available for Employment</b>	5
<b>20. Graduates Employed in the Field</b>	5
<b>21. Placement Rate</b>	100
<b>22a. 20 to 29 hours per week</b>	0
<b>22b. at least 30 hours per week</b>	5
<b>23a. In a single position in the field of study</b>	2
<b>23b. In concurrent aggregated positions in the field of study (2 or more positions at the same time)</b>	0
<b>23c. Freelance/self-employed</b>	3
<b>23d. By the institution or an employer owned by the institution, or an employer who shares ownership with the institution</b>	0
<b>24. Does this "Program" lead to a certificate or degree related to one or more of the following allied health professionals that requires clinical training?</b>	No
<b>26. Does this educational program lead to an occupation that requires State licensing?</b>	Yes
<b>26a. Do graduates have</b>	No

the option or requirement  
for more than one type of  
licensing State exam?

<b>27. Name of the State licensing entity that licenses this field</b>	California Board of Barbering and Cosmetology
<b>28. Name of State Exam</b>	Barber
<b>29. Number of Graduates Taking State Exam</b>	5
<b>30. Number Who Passed the State Exam</b>	5
<b>31. Number Who Failed the State Exam</b>	0
<b>32. Passage Rate</b>	100
<b>33. Is this data from the State licensing agency that administered the exam?</b>	Yes
<b>33a. Name of Agency</b>	California Board of Barbering and Cosmetology
<b>35. Name of the State licensing entity that licenses this field</b>	California Board of Barbering and Cosmetology
<b>36. Name of State Exam</b>	Barber
<b>37. Number of Graduates Taking State Exam</b>	4
<b>38. Number Who Passed the State Exam</b>	4
<b>39. Number Who Failed the State Exam</b>	0
<b>40. Passage Rate</b>	100
<b>41. Is this data from the State licensing agency that administered the State exam?</b>	Yes
<b>41a. Name of Agency</b>	California Board of Barbering and Cosmetology
<b>43. Graduates Available for Employment</b>	5
<b>44. Graduates Employed in the Field</b>	5
<b>\$0 - \$5,000</b>	0
<b>\$5,001 - \$10,000</b>	0
<b>\$10,001 - \$15,000</b>	0
<b>\$15,001 - \$20,000</b>	0
<b>\$20,001 - \$25,000</b>	0
<b>\$25,001 - \$30,000</b>	5

\$30,001 - \$35,000	0
\$35,001 - \$40,000	0
\$40,001 - \$45,000	0
\$45,001 - \$50,000	0
\$50,001 - \$55,000	0
\$55,001 - \$60,000	0
\$60,001 - \$65,000	0
\$65,001 - \$70,000	0
\$70,001 - \$75,000	0
\$75,001 - \$80,000	0
\$80,001 - \$85,000	0
\$85,001 - \$90,000	0
\$90,001 - \$95,000	0
\$95,001 - \$100,000	0
Over \$100,000	0

Pending Batch Submit
Analyst Review
by Unassigned Status

Analyst
unassigned@simpligov.com

Completed Stages:

Institution Info:
11/29/2023 06:21:36 PM - Donovan Kim

Pending Batch Submit:
11/29/2023 06:31:57 PM - Unassigned Status

0 Comments 0 Emails

Comments

Comments(0)

To link emails to this workflow - send or CC them to this workflow using the following workflow specific address: [wf-d7db983bcc5349d896a081dd6b6e0fa9.preprod@simpligov.com](mailto:wf-d7db983bcc5349d896a081dd6b6e0fa9.preprod@simpligov.com) . All emails sent into the workflow will display in the list below.

## View History Report

### Audit Trail

Show detailed result

Institution Info **Ready To Send** by Donovan Kim

<b>1. Report Year</b>	2022
<b>2. Institution Code</b>	5000121
<b>3. Institution Name (auto-populated)</b>	North Adrian's College of Beauty
<b>4. Name of Program</b>	Esthetics
<b>5. Program Level? Indicate the academic level of the program you are entering, (e.g., Doctorate, Masters, Bachelor, Associate, Diploma/Certificate, Other). If you indicate 'Other', please enter the Program Level in #5a.</b>	Diploma/Certificate
<b>6. Select the Classification of Instructional Programs (CIP) Code that applies to this educational program. Select from the dropdown list the code that most accurately corresponds to the educational program. (Optional)</b>	12.0409 - Aesthetician/Esthetician and Skin Care Specialist.
<b>8. Number of Degrees, Diplomas or Certificates Awarded</b>	36
<b>9. Total Charges for this Program</b>	\$10,349.75
<b>10. The percentage of enrolled students in the reporting year receiving federal student loans to pay for this program</b>	75
<b>11. The percentage of graduates in the reporting year who took out federal student loans to pay for this program</b>	83
<b>12. Number of Students Who Began the Program</b>	40
<b>13. Number of Students Available for Graduation</b>	40



<b>14. Number of On-time Graduates</b>	6
<b>15. Completion Rate</b>	15
<b>16. 150% Graduates?</b>	36
<b>17. 150% Completion Rate</b>	90
<b>18. Is the above data taken from the Integrated Postsecondary Education Data System (IPEDS) of the United States Department of Education?</b>	No
<b>19. Graduates Available for Employment</b>	36
<b>20. Graduates Employed in the Field</b>	26
<b>21. Placement Rate</b>	72.22222
<b>22a. 20 to 29 hours per week</b>	9
<b>22b. at least 30 hours per week</b>	17
<b>23a. In a single position in the field of study</b>	13
<b>23b. In concurrent aggregated positions in the field of study (2 or more positions at the same time)</b>	0
<b>23c. Freelance/self-employed</b>	11
<b>23d. By the institution or an employer owned by the institution, or an employer who shares ownership with the institution</b>	2
<b>24. Does this "Program" lead to a certificate or degree related to one or more of the following allied health professionals that requires clinical training?</b>	No
<b>26. Does this educational program lead to an occupation that requires State licensing?</b>	Yes
<b>26a. Do graduates have</b>	No

the option or requirement  
for more than one type of  
licensing State exam?


<b>27. Name of the State licensing entity that licenses this field</b>	California Board of Barbering and Cosmetology
<b>28. Name of State Exam</b>	Esthetician
<b>29. Number of Graduates Taking State Exam</b>	13
<b>30. Number Who Passed the State Exam</b>	10
<b>31. Number Who Failed the State Exam</b>	3
<b>32. Passage Rate</b>	76.92308
<b>33. Is this data from the State licensing agency that administered the exam?</b>	Yes
<b>33a. Name of Agency</b>	California Board of Barbering and Cosmetology
<b>35. Name of the State licensing entity that licenses this field</b>	California Board of Barbering and Cosmetology
<b>36. Name of State Exam</b>	Esthetician
<b>37. Number of Graduates Taking State Exam</b>	29
<b>38. Number Who Passed the State Exam</b>	25
<b>39. Number Who Failed the State Exam</b>	4
<b>40. Passage Rate</b>	86.2069
<b>41. Is this data from the State licensing agency that administered the State exam?</b>	Yes
<b>41a. Name of Agency</b>	California Board of Barbering and Cosmetology
<b>43. Graduates Available for Employment</b>	36
<b>44. Graduates Employed in the Field</b>	26
<b>\$0 - \$5,000</b>	3
<b>\$5,001 - \$10,000</b>	2
<b>\$10,001 - \$15,000</b>	4
<b>\$15,001 - \$20,000</b>	4
<b>\$20,001 - \$25,000</b>	3
<b>\$25,001 - \$30,000</b>	3

\$30,001 - \$35,000	3
\$35,001 - \$40,000	4
\$40,001 - \$45,000	0
\$45,001 - \$50,000	0
\$50,001 - \$55,000	0
\$55,001 - \$60,000	0
\$60,001 - \$65,000	0
\$65,001 - \$70,000	0
\$70,001 - \$75,000	0
\$75,001 - \$80,000	0
\$80,001 - \$85,000	0
\$85,001 - \$90,000	0
\$90,001 - \$95,000	0
\$95,001 - \$100,000	0
Over \$100,000	0

Pending Batch Submit **Analyst Review** by Unassigned Status

**Analyst** unassigned@simpligov.com

Completed Stages:

**Institution Info:**  11/29/2023 06:13:26 PM - Donovan Kim

**Pending Batch Submit:**  11/29/2023 06:31:57 PM - Unassigned Status

[0 Comments](#) [0 Emails](#)

## Comments

Comments(0)

To link emails to this workflow - send or CC them to this workflow using the following workflow specific address: [wf-b794795836864de6af4f5423c3f6a793.preprod@simpligov.com](mailto:wf-b794795836864de6af4f5423c3f6a793.preprod@simpligov.com) . All emails sent into the workflow will display in the list below.

## View History Report

### Audit Trail

Show detailed result

Institution Info **Ready To Send** by Donovan Kim

<b>1. Report Year</b>	2022
<b>2. Institution Code</b>	5000121
<b>3. Institution Name (auto-populated)</b>	North Adrian's College of Beauty
<b>4. Name of Program</b>	Esthetics
<b>5. Program Level? Indicate the academic level of the program you are entering, (e.g., Doctorate, Masters, Bachelor, Associate, Diploma/Certificate, Other). If you indicate 'Other', please enter the Program Level in #5a.</b>	Diploma/Certificate
<b>6. Select the Classification of Instructional Programs (CIP) Code that applies to this educational program. Select from the dropdown list the code that most accurately corresponds to the educational program. (Optional)</b>	12.0409 - Aesthetician/Esthetician and Skin Care Specialist.
<b>8. Number of Degrees, Diplomas or Certificates Awarded</b>	36
<b>9. Total Charges for this Program</b>	\$10,349.75
<b>10. The percentage of enrolled students in the reporting year receiving federal student loans to pay for this program</b>	75
<b>11. The percentage of graduates in the reporting year who took out federal student loans to pay for this program</b>	83
<b>12. Number of Students Who Began the Program</b>	40
<b>13. Number of Students Available for Graduation</b>	40

<b>14. Number of On-time Graduates</b>	6
<b>15. Completion Rate</b>	15
<b>16. 150% Graduates?</b>	36
<b>17. 150% Completion Rate</b>	90
<b>18. Is the above data taken from the Integrated Postsecondary Education Data System (IPEDS) of the United States Department of Education?</b>	No
<b>19. Graduates Available for Employment</b>	36
<b>20. Graduates Employed in the Field</b>	26
<b>21. Placement Rate</b>	72.22222
<b>22a. 20 to 29 hours per week</b>	9
<b>22b. at least 30 hours per week</b>	17
<b>23a. In a single position in the field of study</b>	13
<b>23b. In concurrent aggregated positions in the field of study (2 or more positions at the same time)</b>	0
<b>23c. Freelance/self-employed</b>	11
<b>23d. By the institution or an employer owned by the institution, or an employer who shares ownership with the institution</b>	2
<b>24. Does this "Program" lead to a certificate or degree related to one or more of the following allied health professionals that requires clinical training?</b>	No
<b>26. Does this educational program lead to an occupation that requires State licensing?</b>	Yes
<b>26a. Do graduates have</b>	No

the option or requirement  
for more than one type of  
licensing State exam?


<b>27. Name of the State licensing entity that licenses this field</b>	California Board of Barbering and Cosmetology
<b>28. Name of State Exam</b>	Esthetician
<b>29. Number of Graduates Taking State Exam</b>	13
<b>30. Number Who Passed the State Exam</b>	10
<b>31. Number Who Failed the State Exam</b>	3
<b>32. Passage Rate</b>	76.92308
<b>33. Is this data from the State licensing agency that administered the exam?</b>	Yes
<b>33a. Name of Agency</b>	California Board of Barbering and Cosmetology
<b>35. Name of the State licensing entity that licenses this field</b>	California Board of Barbering and Cosmetology
<b>36. Name of State Exam</b>	Esthetician
<b>37. Number of Graduates Taking State Exam</b>	29
<b>38. Number Who Passed the State Exam</b>	25
<b>39. Number Who Failed the State Exam</b>	4
<b>40. Passage Rate</b>	86.2069
<b>41. Is this data from the State licensing agency that administered the State exam?</b>	Yes
<b>41a. Name of Agency</b>	California Board of Barbering and Cosmetology
<b>43. Graduates Available for Employment</b>	36
<b>44. Graduates Employed in the Field</b>	26
<b>\$0 - \$5,000</b>	3
<b>\$5,001 - \$10,000</b>	2
<b>\$10,001 - \$15,000</b>	4
<b>\$15,001 - \$20,000</b>	4
<b>\$20,001 - \$25,000</b>	3
<b>\$25,001 - \$30,000</b>	3

\$30,001 - \$35,000	3
\$35,001 - \$40,000	4
\$40,001 - \$45,000	0
\$45,001 - \$50,000	0
\$50,001 - \$55,000	0
\$55,001 - \$60,000	0
\$60,001 - \$65,000	0
\$65,001 - \$70,000	0
\$70,001 - \$75,000	0
\$75,001 - \$80,000	0
\$80,001 - \$85,000	0
\$85,001 - \$90,000	0
\$90,001 - \$95,000	0
\$95,001 - \$100,000	0
Over \$100,000	0

Pending Batch Submit **Analyst Review** by Unassigned Status

**Analyst** unassigned@simpligov.com

Completed Stages:

**Institution Info:**  11/29/2023 06:13:26 PM - Donovan Kim

**Pending Batch Submit:**  11/29/2023 06:31:57 PM - Unassigned Status

[0 Comments](#) [0 Emails](#)

## Comments

Comments(0)

To link emails to this workflow - send or CC them to this workflow using the following workflow specific address: [wf-b794795836864de6af4f5423c3f6a793.preprod@simpligov.com](mailto:wf-b794795836864de6af4f5423c3f6a793.preprod@simpligov.com) . All emails sent into the workflow will display in the list below.

## View History Report

### Audit Trail

Show detailed result

Batch Info **Analyst Review** by Donovan Kim

<b>1. Report Year</b>	2022
<b>2. Institution Code</b>	5000121
<b>3. Institution Name (auto-populated)</b>	North Adrian's College of Beauty
<b>4. Name of Responsible Officer submitting online Annual Report?</b>	Donovan Kim
<b>5. Responsible Officer - Phone</b>	(209) 526-2040
<b>6. Responsible Officer - Email</b>	d_kim@adrians.edu
<b>7. Have you completed ONE Institution Data workflow for this Annual Report online submission?</b>	Yes
<b>8. Have you completed ONE Program Data workflow PER OFFERED PROGRAM for this Annual Report online submission?</b>	Yes
<b>9. Have you completed ONE Branch Data workflow PER BRANCH LOCATION for this Annual Report online submission?</b>	Yes
<b>10. Have you completed ONE Satellite Data workflow PER SATELLITE LOCATION for this Annual Report online submission?</b>	No Satellite Locations
<b>Signature</b>	Signed By: saejungd.kim@gmail.com Date Signed: 11/29/2023 6:31:55 PM -08:00 GMT IP Address: 12.208.71.2 11/29/2023
<b>Analyst</b>	bppe.annualreport@dca.ca.gov

---

Completed Stages:



0 Comments 0 Emails

Comments

Comments(0)

---

To link emails to this workflow - send or CC them to this workflow using the following workflow specific address: [wf-34d682ac1c004637b4962a2ab696b479.preprod@simpligov.com](mailto:wf-34d682ac1c004637b4962a2ab696b479.preprod@simpligov.com) . All emails sent into the workflow will display in the list below.